








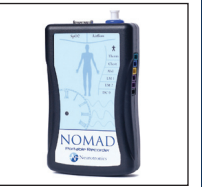
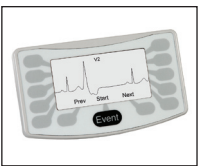






Company	BRAEBON Medical Corp	Cadwell Laboratories Inc	CareFusion	CleveMed	Compumedics USA Inc
Product Name	 MediByte Jr	 Easy ApneaTrak	 Nox T3	 SleepView	 Somte
Website	www.braebon.com	www.cadwell.com	www.carefusion.com	www.clevemed.com	www.compumedics.com
Cost	\$2,750	\$4,500	\$4,000	\$3,500	\$4,495 (promotional pricing)
Warranty	1 year	1 year	2 years	1 year	1 year
Cost of Consumables per Study	\$7	\$2.50	\$7 to \$15	~\$4	<\$9 per study
Type	Type III	Types III and IV	Type III	Type III	Types III and IV
Total Number of Channels and Channel Description	7 Channels: oronasal flow, snoring (flow), CPAP flow, CPAP pressure, chest RIP effort, SpO ₂ , pulse rate, body position	9 Channels: airflow (thermal sensor), abdomen respiratory effort belt (RIP sensor), chest respiratory effort belt (RIP sensor), airflow (pressure transducer), snoring microphone, oximeter (SpO ₂ sensor), pulse rate, snoring signal (pressure transducer), body position.	14 Channels: RIP effort, RIP sum, actigraphy, wireless SpO ₂ , movement, snore, audio, pressure, CPAP pressure, 2 custom bipolar channels, PTT, HRV	7 Channels: heart rate, pulse oximetry, cannula, thermistor, snore (derived from cannula), RIP respiratory effort belt, body position	13 Channels: 2 EXG (EOG, EEG, EMG, ECG), pressure, airflow, snore, thoracic effort, abdominal effort, limb movement, body position, SpO ₂ , pulse rate, pulse waveform, oximeter signal quality
Product Dimensions	2.5" x 2.25" x 0.75"	0.8" x 3.7" x 3.5"	3.11" x 2.48" x 0.83"	3" x 2.6" x 0.7"	Main unit: 4.4" W x 2.5" H x 1.0" D Patient input box: 2.1" W x 3.3" H x 1.0" D
Weight (including batteries)	3.2 oz	4.3 oz	4.8 oz	2 oz	8.2 oz
Power	½ AA lithium battery	NiMH battery	AA battery	1 AAA battery	2 AA alkaline or NiMH rechargeable
Memory Storage Description	128 MB internal	512 MB, non-volatile internal memory	1 GB internal flash	1 GB internal memory	Compact flash up to 2 GB capacity, standard 512 MB
Recording Time Capacity	Two 9-hour nights	2 nights	33 hours with audio, 120 hours without audio	12 hours/battery, 1,375 hours on memory	2 days
Basic Features	Full data disclosure auto-scoring analysis software, carrying case, patient instructional video, and USB comm cable all included. Patented oronasal cannula also included.	Event button, LED status for each sensor, color coded sensor connectors and input connectors, patient setup guide, small carrying case.	Auto start/stop, Bluetooth, actigraphy, PTT, HRV, RIP, pressure, EDF	Small and light home sleep monitor with AASM-recommended Type III channel set. Scoring and interpretation service is available.	Carrying case included; video instruction for patient; 24/7 technical support; analysis, scoring, and reporting software.
Additional Features	CPAP compatible, multiple nights, immediate report access, locking connectors, stainless steel Lemo connector, all internal biosensors, complies with guidelines.	Enterprise features allow data to be sent via the Internet to remote servers. Automated fee per use options eliminate up-front costs.	Simple patient hookup, fast data download, auto signal and report processing, immediate study results, extensive review possibilities, configurable data management, multi-night recordings, HL-7 compatible.	SensorCheck provides feedback to the patient at bedtime to show the sensors are placed properly. SmartCheck is used in the morning to show the recording was successful.	No PC required for setup or to review signal quality. RIP technology integrated. Built-in LCD display ECG analysis software available.

Company	Embla Systems	Grass Technologies, An Astro-Med Inc Subsidiary	Itamar Medical	Natus Medical Inc	Nihon Kohden America
Product Name	 Embletta Gold	 SleepTrek3	 WatchPAT	 Trex	 Nomad
Website	www.embla.com	www.grasstechnologies.com	www.itamar-medical.com	www.natus.com	www.nkusa.com
Cost	\$3,500	\$3,995	\$4,500	Contact Natus for cost information	\$4,675 includes sensors, software, and training video
Warranty	2 years	3 years	1 year	1 year	1 year
Cost of Consumables per Study	~\$7	Cannulas that vary in price	Depends on package	Contact Natus for cost information	\$4 (batteries and cannula)
Type	Type III	Type III	Type III	Type II	Type III
Total Number of Channels and Channel Description	9 Input/14 channel: flow, snore, respiratory effort (RIP), Sao ₂ , pulse, body position, activity, EXG (EMG, EEG, EOG)	6 Channels: airflow, snore, respiratory effort, body position, pulse rate, Spo ₂	7 Channels. PAT respiratory analysis (signal & amplitude), oxygen saturation, pulse rate, actigraphy, snoring (in decibels), body position, sleep time, sleep stages.	24 Referential Channels: 4 DC, 4 differential, pulse oximetry	12 Channels: thermistor, pressure transducer, snore (derived from pressure transducer), body position (internal), Spo ₂ , pleth, pulse, chest effort, abdominal effort, 2 limb channels, 1 DC input
Product Dimensions	0.9" H x 2.8" W x 5.5" L	6.2" W x 3.5" H x 1.0" D	3.1" x 1.9" x 0.8"	6.1" x 4" x 1.0"	4.625" X 2.85" x 1.0"
Weight (including batteries)	7.8 oz	10 oz	4.5 oz	11 oz	17 oz
Power	Built-in rechargeable batteries	1 rechargeable battery, 3.6 V lithium	1 rechargeable lithium ion 250 mAh; ~17 hours	2 AA batteries	2 AA batteries
Memory Storage Description	SDRAM	Compact flash	MicroSD RAM	Flash memory	2 GB (internal)
Recording Time Capacity	Up to 3 consecutive 8-hour studies or multiple start and stop times	12+ hrs	3 consecutive nights	Up to 96 hrs	24 hours
Basic Features	AASM/CMS compliant, automated patient start/stop recording time, color-coded inputs for ease of use, manual or automatic scoring, auto and CPAP studies, standard and customizable reports included, instructional setup video for patient, 24/7 technical support, and software included.	Carrying case included, connects to computers via USB port, video instruction for patient, wireless, 24/7 technical support, analytical software.	AASM/CMS-compliant, one-click upload via USB port, patient video instruction, analytical software w/immediate manual edit capability (no extra charge) reporting AHI & RDI using clinically validated sleep time, 24/7 technical support, less than 2% failure rate.	Carrying case included, connects to computers via USB port, 24/7 technical support, analytical software.	Auto start upon valid pulse signal, color-coded sensors and connectors, neoprene pouch, built-in body position sensor, built-in pressure transducer, 2 GB onboard data storage, USB or Bluetooth interface to PC.
Additional Features	Single click download, auto-transfer files to any server/FTP location for review, review raw data, sensor connectivity test, CPAP compatible, edit auto scored events, patented single use XactTrace RIP belts included. Available with CPC technology and ability to score within other PSG systems.	1 Color-coded Multi-PSG Sensor includes: airflow, respiratory effort, snore, and position. Also includes simple instruction card for patient.	Options include: HIPAA-compliant, cloud-based upload, national coverage via board certified sleep physician interpretation service, tamper-proof bracelet with chain of custody for trucker testing, theft/breakage warranty.	A compact and lightweight amplifier, suitable for both adults and children. Trex supports both EEG and PSG studies and is capable of recording up to 96 hours of data, taking less than 5 minutes to upload 24 hours of data. The integrated Microsoft SQL Server database enables quick and efficient data retrieval.	With Polysmith Software Package, schedule HST patients on DMS calendar, initialize recorder from Polysmith interface, auto configure Polysmith for analysis by the type of recorder being used (Type II or Type III) when recording is loaded, store recorder type (I, II, and III) with each study for easy query, view live data on Polysmith acquisition screen, standard or custom reporting for any type (I, II, and III) of recording, social history questionnaires to correlate sleep habits with outcomes and aid with scheduling. Auto-score recordings upon download.

Company	NorthEast Monitoring	Philips Respironics	ResMed	SleepImage	SOMNOmedics GmbH
Product Name	 OxyHolter with LX Sleep	 Alice PDX	 ApneaLink Plus	 SleepImage Sleep Quality Screener	 SOMNOscreen plus
Website	www.NEMon.com	www.respironics.com	www.resmed.com	www.sleepimage.com	www.somnomedics-diagnostics.com
Cost	\$3,795	Call your Respironics representative	\$2,490 (includes accessories for 3 studies)	\$180/month	Depending on channel configuration
Warranty	3 years (option for additional 2 years for a total of 5 years)	2 year	2 years	1 year	2 years
Cost of Consumables per Study	\$4 (approximately)	Call your local Respironics representative	\$7-\$10	\$0 (included in monthly fee)	Depending on channel configuration, ranging from \$1.60 to \$2.10
Type	Type III (OxyHolter/A)	Type II, III, IV	Type III	N/A	Types I-IV
Total Number of Channels and Channel Description	6 Channels: EKG 1, airflow (OxyHolter/A) or EKG 2 (OxyHolter), SpO ₂ , HR1 from SpO ₂ , HR2 from EKG, respiration via eDRS (EKG-derived respiratory signal)	20 Channels: airflow/pressure, snore, thoracic/abdominal respiratory effort, SpO ₂ , pulse rate, body position/activity/EMG, EEG, event, EKG/ECG, pressure, flow, leak, pulse transit time, heart rate	4 Channels: nasal flow (and snore), pulse, oxygen saturation, respiratory effort	4: CardioPulmonary Coupling Spectrogram, ECG, Actigraphy, Body Position, Snore	1-58: naso/oral flow (thermistor and nasal cannula), snoring, 2x RIP-Efforts (chest and abdomen), body position, SpO ₂ , pulse rate, pulse waveform, pulse plethysmography, movement, motor activity, ambient light, patient marker, 2x PLM, EEG, EMG, EOG, ECG, Aux for external devices.
Product Dimensions	4.7" x 2.7" x 1.0"	5.0" x 3.0" x 2.0"	4.6" x 2.4" x 1.2"	3.1" H x 1.9 W" x 0.4 D"	5.5" x 2.8" x 1.1"
Weight (including batteries)	7 oz	7.7 oz	4.5 oz, includes batteries and oximetry	0.9 oz	9.1 oz
Power	2 AA batteries; lithium—72 hrs; alkaline—48 hrs; rechargeable—24 hrs	3 1.5-V AA or 3 1.5-V, AA NiMH rechargeable batteries; ~24 hrs	2 AA batteries, single use or rechargeable	2 x CR2016 Coin Batteries	Li-ion battery, rechargeable
Memory Storage Description	32 MB to 1 GB compact flash	SD Flash Card; 1 GB SD provided (up to 4 GB available)	15 MB internal RAM	512 MB	High Speed Compact Flash Card (up to 2 GB)
Recording Time Capacity	Memory requirement is ~25 MB/24 hour	18-20 hrs	Minimum 8 hrs, up to 15 hrs	72 hours (9 x 8 hour studies)	Up to 55 hrs
Basic Features	Carrying case included, data card reader connects to computer via USB port, will deliver results while patient is on CPAP, 24/7 technical support included, analytical software included.	Carrying case included, will deliver results while patient is on CPAP, 24/7 technical support included	Automatic analysis, AASM definitions as default, configurable parameters; comprehensive, customizable report with easy to understand graphic AHI indicator and ability to add business logo; customizable flow signal view with manual editing; proprietary respiratory effort sensor; Cheyne-Stokes probability detection; e-mail report and/or complete study; exportable to EDF, EDF+, and CSV.	Quick and easy patient setup; studies can be uploaded or reviewed from any PC with Internet access; easy to read/interpret reports include a sleep quality index bar; reports can be e-mailed, faxed, saved, or printed; use trends feature to monitor patients over multiple studies or periods of time.	Miniaturized, portable and flexible, 24/7 technical support, 2 rechargeable Li ion batteries, continuous impedance check, 2 software licenses included, interchangeable head boxes from 4 to 33 channels.
Additional Features	Highly automated, repeatable, consistent AHI measurement; ideal for pre- and post-treatment efficacy assessments; 95+% sensitivity & specificity for OSA vs concurrent PSG studies; system includes recorder, cable, analysis software, training, installation assistance, 3-year warranty. Additional DR180+recorders+OxyHolter cables from \$2,695.	Patent-pending "Good Study Indicator" to evaluate test quality in the home. Patient Event Marker, sets an event marker during recording. Optional equipment: ECG yoke, ExG yoke, ECG and neurological electrodes (for ExG), Alice PDX Sleepink cable, Alice PDX RS232 Sleep Therapy cable.	Extended report includes event graphic page; five measures of oxygen saturation; carrying case included; connects to computers via USB port; video instruction for patients and clinicians; 24/7 technical support included; program software, backwards compatible to all versions. No license fees.	Low cost and ease allow for high volume screening among high risk populations or preoperative patients; ideal for measuring sleep quality, assessing PAP benefit, managing insomnia patients.	CPAP compatible, software with Easy-Start-Function, blood pressure software PTT, ambulatory and online (real time wireless data transfer), flexible for any configuration from screener to a full PSG.